



# NEW HOLLAND

## C175

## C185

### TIER 3A

## MAIN SPECIFICATIONS



### PERFORMANCE

	C175	C185
SAE operating capacity (kg) .....	998	1134
Tipping load (kg) .....	2858	3305
Bucket breakout (kg) .....	1956	3480
Boom breakout (kg) .....	1362	2195
Boom raising time - loaded (sec) .....	3.1	3.0
Boom lowering time - empty (sec) .....	2.1	2.9
Bucket dump time - loaded (sec) .....	2.3	2.2
SAE operating weight (kg) .....	3418	4152



### ENGINE TIER 3A

	C175	C185
Engine power ISO 14396/ECE R120 (kW/hp) .....	45/60	61/82
Make/Model .....	ISM/N844 LT Turbo	CNH F5C Turbo
Displacement (l) .....	2.2	3.2
Cylinders (n°) .....	4	4
Diesel tank capacity (l) .....	62	87

*The engine complies with 97/68/EC standards Tier 3A*



### HYDRAULIC SYSTEM

	C175	C185
Pump type .....	Gear	Gear
Pump capacity (l/min) .....	65.1	73.0
Max. pressure (bar) .....	172-178	210
Hi-Flow (l/min) .....	96.5	131.4
Hydraulic oil capacity (l) .....	32.5	57.0

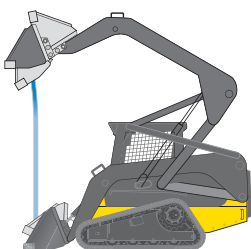


### TRANSMISSION

	C175	C185
Type .....	Hydrostatic	Hydrostatic
Pumps and motors .....	Axial pistons	Axial pistons
Max low/high speed (km/h) .....	9-12	8.2-12.9

## UNIQUE COMMON FEATURES OF THE NEW HOLLAND COMPACT TRACK LOADERS

### Plus factors of "Super Boom" skid-steers with patented mechanism



- The low centre of gravity reduces the risk of tipping, giving higher lifting capacity
- There are no structural obstacles, so rear visibility is best-in-class.
- Super boom means maximum reach at maximum height
- Bucket remains level for less spillage

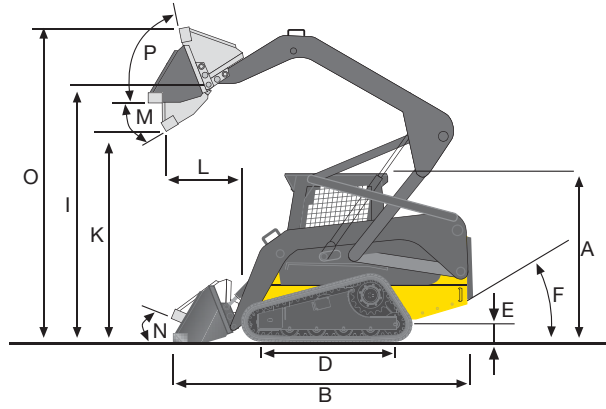
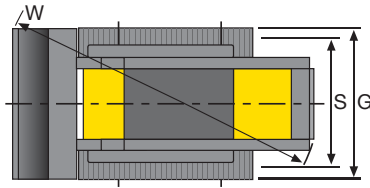


## NEW HOLLAND

### CONSTRUCTION

#### BUILT AROUND YOU

# MAIN DIMENSIONS



	A mm	B mm	D mm	E mm	F (°)	G mm	I mm	K mm	P (°)	M (°)	N (°)	W mm	L mm	O mm	S mm
<b>C175</b>	1920	3290	1440	200	28	1810	3030	2410	76	43	37	3970	780	3700	1490
<b>C185</b>	1980	3550	1640	260	32	2090	3170	2550	76	45	37	4060	830	3840	1650



## C175 & C185 OPTIONAL PILOT CONTROL VERSION

- COMFORTABLE, ENERGY-SAVING OPERATOR POSITION
- COMPLETE MACHINE CONTROLLABILITY
- SMOOTHER, SAFER MOVEMENTS

AT YOUR OWN DEALERSHIP

The information contained in this brochure is intended to be a general nature only. The NEW HOLLAND KOBELCO CONSTRUCTION MACHINERY S.p.A. company may at any time and from time to time, for technical or other necessary reasons, modify any of the details or specifications of the product described in this brochure. Illustrations do not necessarily show products in standard conditions. The dimensions, weights and capacities shown herein, as well as any conversion data used, are approximate only and are subject to variations within normal manufacturing techniques.

Published by NEW HOLLAND KOBELCO CONSTRUCTION MACHINERY S.p.A.  
Printed in Italy - LEADER Firenze - Cod. 73301 445GB - Printed 07/08

Printed on recycled paper  
CoC-FSC 000010 CQ Mixed sources



ELEMENTAL  
CHLORINE  
FREE  
GUARANTEED

FIAT  
GROUP

**NEW HOLLAND**  
CONSTRUCTION

BUILT AROUND YOU

**CUSTOMER SERVICE**  
00800 64655263  
00800 NHOLLAND

www.newholland.com