

CX

SERIES

MINI-EXCAVATORS

CX40B^{ZTS} CX50B^{ZTS}

CASE



P R O F E S S I O N A L P A R T N E R

CX40B^{ZTS} CX50B^{ZTS}



HYDRAULICS

Completely redesigned component layout: hydraulic components are now grouped on the right side of the machine. A wide, hinged panel provides **easy access to all hydraulic components**. The lower deck can be easily and independently unbolted.



ENGINE

The new engines are still located at the rear but the access to main components such as air filter, engine oil filters and the water separator, is now highly improved thanks to the **new layout** and to a **wide, hinged panel**.



ZERO TAIL SWING

A smart, compact design allows these machines to **rotate completely within the width of their tracks**. With the advantage of zero tail swing, operators enjoy the confidence that the excavator won't strike work-site objects or suffer damage. In this case, zero means a lot.



FUEL TANK

The **Polyethylene, rust free, fuel tank** is now located on the left-rear side of the machine and **can be easily refilled from ground level** simply by unscrewing the fuel cap.



BLADE

The front blade, newly designed, features a sophisticated “roll away” shape.

In backfilling operations, the earth rolls away in front of the blade.

In addition, it ensures unrivalled strokes:

- for **quicker backfilling operations;**
- for **excellent gradeability** with the blade raised, to overcome obstacles, such as heaps of earth, on the job site.



CAB / CANOPY ERGONOMY

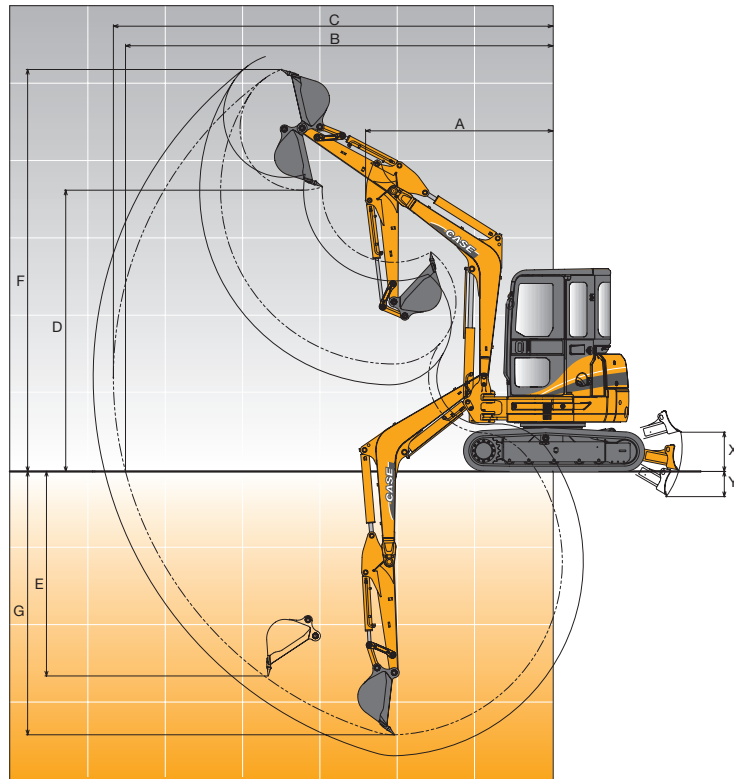
Wider entrance and operator compartment. **Enhanced visibility in all directions**, both in cab and canopy versions. **Ergonomically located, pilot-operated joystick controls**, combined with the well located pedals and switches, provide **maximum operator comfort**.



TRACKS

The machine can be supplied with **rubber or steel tracks** which are **completely interchangeable**. This gives the customer free choice according to the job site where the machine is expected to operate.

WORKING RANGE



CX40B^{ZTS} canopy

CX40B^{ZTS} cab

CX50B^{ZTS} canopy

CX50B^{ZTS} cab

	mm	CX40B ^{ZTS} canopy		CX40B ^{ZTS} cab		CX50B ^{ZTS} canopy		CX50B ^{ZTS} cab	
		STD. DIPPER 1.43 m	LONG DIPPER 1.70 m	STD. DIPPER 1.43 m	LONG DIPPER 1.70 m	STD. DIPPER 1.56 m	LONG DIPPER 1.87 m	STD. DIPPER 1.56 m	LONG DIPPER 1.87 m
A Min. swing radius	mm	2100	2200	2410	2430	2150	2230	2560	2580
B Max. digging reach at ground level	mm	5510	5770	5510	5770	5750	6050	5750	6050
C Max. digging reach	mm	5660	5920	5660	5920	5890	6190	5890	6190
D Max. dumping height	mm	3910	4100	3620	3790	4090	4290	3680	3840
E Max. vertical digging depth	mm	2630	2910	2630	2910	2810	3120	2810	3120
F Max. digging height	mm	5490	5680	5180	5340	5670	5880	5210	5380
G Max. digging depth	mm	3390	3660	3390	3660	3590	3900	3590	3900
X Dozer strokes (above)	mm	505	505	505	505	495	495	495	495
Y Dozer strokes (below)	mm	325	325	325	325	375	375	375	375
Bucket breakout force	kN	36		36		36		36	
Dipperstick breakout force	kN	22	20	22	20	27	24	27	24
Bucket range	m ³	0.09 to 0.18		0.09 to 0.18		0.09 to 0.18		0.09 to 0.18	

ENGINE

Model	YANMAR 4TNV88A-XYB
Type	Water-cooled, 4 cycle. direct injection, diesel engine*
Cylinders	4
Bore and stroke	88 mm x 90 mm
Displacement	2190 cm ³
Net output power (ISO 14396)	32 kW/43 hp @ 2400 rpm
Net maximum torque	139.3 Nm @ 1440 rpm
Starting motor	2.3 kW
Alternator	55 A / 12 V
Batteries	1 x 72 Ah

* Tier 2 emissioned engine complies with 97/68/CE STAGE 2 rules

PERFORMANCE

Travel speed (rubber/steel tracks)	low	2.8/2.5 km/h
	high	4.6/4.2 km/h
Gradeability	58% - 30°	
(Gradeability is limited by engine lubrication requirements)		

CAPACITIES

Fuel	53.0 litres
Coolant	6.0 litres
Engine oil	7.4 litres
Hydraulic system	63.0 litres

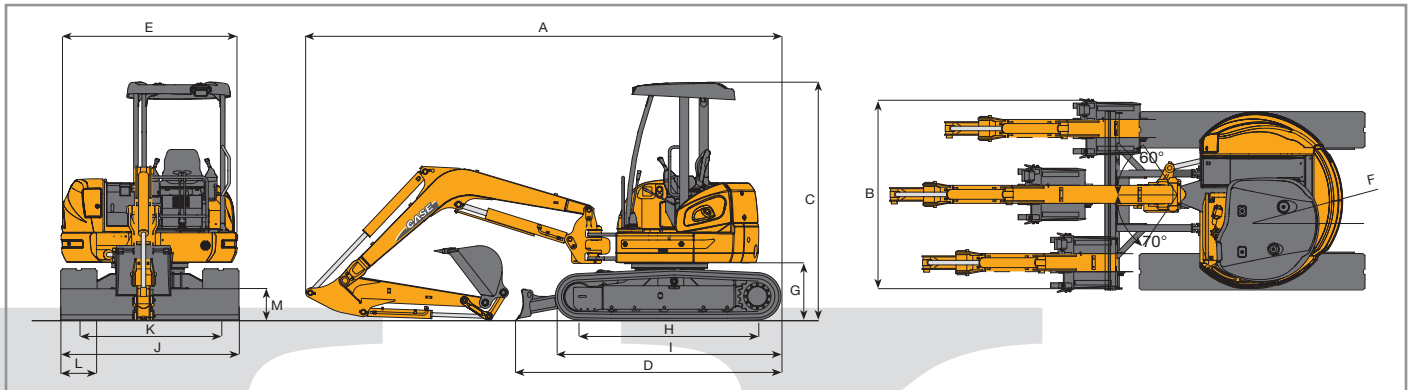
HYDRAULIC SYSTEM

Hydraulic pumps	2 variable displacement axial piston pumps + 1 gear pump
Total delivery	2 x 57 l/min + 34 l/min
Max. operating pressure	230 bar
Hydraulic motor with reduction gear	2-axial piston, 2-speed motor
Cylinders (boom, dipper, boom swing, bucket, dozer)	Double action cylinders

SWING

Hydraulic motor	Axial piston type	
Swing speed	8.8 rpm	
Swing brake	Automatic	
Boom swing type	Hydraulic cylinder	
Boom swing angle	right	60°
	left	70°
Tail swing radius (F)	980 mm	

GENERAL DIMENSIONS




		CX40B ^{ZTS} _{canopy} CX40B ^{ZTS} _{cab}	CX50B ^{ZTS} _{canopy} CX50B ^{ZTS} _{cab}
A Overall length	mm	5000	5230
B Overall width	mm	1960	1960
C Overall height	mm	2600	2600
D Basic machine length	mm	2780	2910
E Width of upperstructure	mm	1940	1940
F Tail swing radius	mm	980	980
G Ground clearance of rear end	mm	635	635
H Length of tracks on ground	mm	1820	1970
I Overall length of crawler	mm	2330	2480
J Overall width of crawler	mm	1960	1960
K Track gauge	mm	1560	1560
L Crawler shoe width (rubber/steel)	mm	400	400
M Blade height	mm	345	345
Ground clearance of undercarriage	mm	345	345

WEIGHTS AND GROUND PRESSURE

OPERATING WEIGHT		●		●	
		CX40B ^{ZTS} _{canopy}	CX40B ^{ZTS} _{cab}	CX50B ^{ZTS} _{canopy}	CX50B ^{ZTS} _{cab}
Rubber tracks	kg	4200	4340	4630	4770
Steel tracks	kg	4300	4440	4730	4870
GROUND PRESSURE					
	Rubber tracks	bar	0.26	0.27	0.26
Steel tracks	bar	0.26	0.27	0.27	0.27

Additional bolted counterweight is available when "High stability" performance is required.

Weight	kg	+350	+350
Tail swing radius	mm	+100	+100



LIFTING CAPACITY

Value are expressed in tonnes

CX40B^{ZTS} cab

Height (m)	DIPPER 1430 mm																				
	Reach																				
	1.0 m		1.5 m		2.0 m		2.5 m		3.0 m		3.5 m		4.0 m		4.5 m		5.0 m		Max reach		
Front	Side	Front	Side	Front	Side	Front	Side	Front	Side	Front	Side	Front	Side	Front	Side	Front	Side	Front	Side	Reach m	
4.5																					
4.0																					
3.5																					
3.0																					
2.5																					
2.0																					
1.5																					
1.0																					
0.5																					
0																					
-0.5	1.65	1.65	1.67	1.67	2.08	1.61	1.39	1.09	1.03	0.81	0.81	0.64	0.66	0.52							
-1.0	2.15	2.15	2.34	2.34	2.10	1.63	1.40	1.10	1.04	0.82	0.82	0.64	0.67	0.52							
-1.5	2.76	2.76	3.13	3.03	2.13	1.66	1.42	1.12	1.05	0.83	0.83	0.65									
-2.0	3.49	3.49	3.32	3.10	2.17	1.70	1.45	1.14	1.08	0.85											
-2.5					1.29	1.29															
-3.0																					

Height (m)	DIPPER 1700 mm																				
	Reach																				
	1.0 m		1.5 m		2.0 m		2.5 m		3.0 m		3.5 m		4.0 m		4.5 m		5.0 m		Max reach		
Front	Side	Front	Side	Front	Side	Front	Side	Front	Side	Front	Side	Front	Side	Front	Side	Front	Side	Front	Side	Reach m	
4.5																					
4.0																					
3.5																					
3.0																					
2.5																					
2.0																					
1.5																					
1.0																					
0.5																					
0																					
-0.5	1.33	1.33	1.44	1.44	1.93	1.58	1.37	1.07	1.02	0.79	0.80	0.62	0.65	0.51	0.54	0.42					
-1.0	1.77	1.77	1.98	1.98	2.06	1.59	1.37	1.07	1.02	0.79	0.80	0.62	0.65	0.51	0.54	0.42					
-1.5	2.27	2.27	2.61	2.61	2.08	1.61	1.39	1.08	1.02	0.80	0.80	0.63	0.66	0.51							
-2.0	2.87	2.87	3.40	3.01	2.12	1.65	1.41	1.11	1.04	0.82	0.82	0.65									
-2.5			2.83	2.83	1.90	1.70	1.41	1.15													
-3.0					0.87	0.87															

CX50B^{ZTS} cab


Height (m)	DIPPER 1560 mm																				
	Reach																				
	1.0 m		1.5 m		2.0 m		2.5 m		3.0 m		3.5 m		4.0 m		4.5 m		5.0 m		Max reach		
Front	Side	Front	Side	Front	Side	Front	Side	Front	Side	Front	Side	Front	Side	Front	Side	Front	Side	Front	Side	Reach m	
4.5																					
4.0																					
3.5																					
3.0																					
2.5																					
2.0																					
1.5																					
1.0																					
0.5																					
0																					
-0.5	1.91	1.91	1.90	1.90	2.41	1.88	1.85	1.27	1.37	0.96	1.08	0.76	0.88	0.62	0.74	0.52					
-1.0	2.44	2.44	2.62	2.62	2.84	1.90	1.86	1.28	1.37	0.96	1.08	0.75	0.88	0.62							
-1.5	3.06	3.06	3.42	3.42	2.87	1.92	1.88	1.30	1.38	0.97	1.08	0.76	0.89	0.63							
-2.0	3.80	3.80	4.41	3.56	2.92	1.96	1.91	1.32	1.40	0.99	1.10	0.78									
-2.5	3.02	3.02	2.15	2.02	1.64	1.37															
-3.0					1.10	1.10															

Height (m)	DIPPER 1870 mm																				
	Reach																				
	1.0 m		1.5 m		2.0 m		2.5 m		3.0 m		3.5 m		4.0 m		4.5 m		5.0 m		Max reach		
Front	Side	Front	Side	Front	Side	Front	Side	Front	Side	Front	Side	Front	Side	Front	Side	Front	Side	Front	Side	Reach m	
4.5																					
4.0																					
3.5																					
3.0																					
2.5																					
2.0																					
1.5																					
1.0																					
0.5																					
0																					
-0.5	1.53	1.53	1.65	1.65	2.18	1.83	1.82	1.24	1.34	0.93	1.05	0.73	0.86	0.60	0.72	0.50	0.61	0.42			
-1.0	2.00	2.00	2.22	2.22	2.78	1.84	1.82	1.24	1.34	0.93	1.05	0.73	0.85	0.59	0.72	0.49					
-1.5	2.52	2.52	2.85	2.85	2.81	1.86	1.84	1.26	1.35	0.93	1.05	0.73	0.86	0.60							
-2.0	3.11	3.11	3.62	3.46	2.84	1.90	1.86	1.28	1.36	0.95	1.07	0.74	0.87	0.61							
-2.5	3.82	3.82	4.26	3.54	2.79	1.95	1.90	1.31	1.39	0.98											
-3.0					1.63	1.63	1.07	1.07													

As per ISO 10567 with excavator equipped with bucket.



SERVICE & SUPPORT
THE CASE DEALER
YOUR PROFESSIONAL PARTNER



WORLDWIDE CASE CONSTRUCTION EQUIPMENT CONTACT INFORMATION

EUROPE/AFRICA/MIDDLE EAST:
CENTRE D'AFFAIRES EGB
5, AVENUE GEORGES BATAILLE - BP 40401
60671 LE PLESSIS-BELLEVILLE - FRANCE

NORTH AMERICA/MEXICO:
700 STATE STREET
RACINE, WI 53404 U.S.A.

LATIN AMERICA:
AV. GENERAL DAVID SARNOFF 2237
32210 - 900 CONTAGEM - MG
BELO HORIZONTE BRAZIL

ASIA PACIFIC:
UNIT 1 - 1 FOUNDATION PLACE - PROSPECT
NEW SOUTH WALES - 2148 AUSTRALIA

CHINA:
No. 29, INDUSTRIAL PREMISES, No. 376,
DE BAO ROAD, WAIGAOQIAO FTZ, PUDONG,
SHANGHAI, 200131, P.R.C.

NOTE: Standard and optional fittings can vary according to the demands and specific regulations of each country. The illustrations may include optional rather than standard fittings - consult your Case dealer. Furthermore, CNH reserves the right to modify machine specifications without incurring any obligation relating to such changes.

CNH UK Ltd.
Armstrong House
The Finningley Estate
Hayfield Lane
Doncaster
DN9 3XA
Fax +44 (0)1302 802126

Conforms to directive 98/37/CE

www.casece.com

CASE
PROFESSIONAL PARTNER

CASE IS A BRAND OF CNH.
CNH: THE TOTAL SOLUTIONS CHOICE FOR YOUR SPECIFIC BUSINESS NEEDS.