



NEW HOLLAND

E18SR



	E18SR
NET FLYWHEEL POWER	11.3 kW - 15.2 hp
OPERATING WEIGHT (MAX)	1 650 kg
REAR END SWING RADIUS	660 mm
BUCKET CAPACITY	44 l



NEW HOLLAND

CONSTRUCTION

BUILT AROUND YOU

E18SR

A GREAT SMALL GENIUS



NEW ENGINE Little powerful engine

The E18SR mounts a top class, last generation engine with a small displacement, low fuel consumption, environmentally friendly and with an exceptional high power

11.3 kw / 15.2 hp

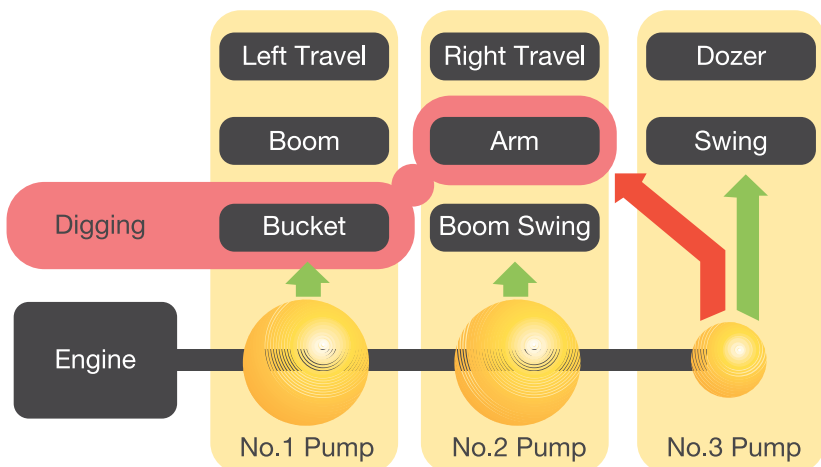
COMPACT AND STABLE Compact, variable gauge undercarriage, and foldable blade

Features which grant the operator:

- Zero tail overhang, for easy working condition in very tight space and no concern about what is happening behind the machine
- A small working distance of only 2120 mm, to safely work in very tight quarters
- To enjoy the comfortable and safe stability of the machine with fully extended undercarriage gauge and blade
- To use the narrow undercarriage gauge and folded blade to go through very narrow passages
- To easily load the machine on a 2.0 tonne truck

OUTSTANDING HYDRAULIC PERFORMANCE Same solution of upper class models: integrated flow pump system

The instant the machine begins to dig, extra output from the third pump (which otherwise powers the swing and dozer circuits) is directed to the arm circuit for added power and speed. This ensures, even under heavy loads, fast and smooth arm operation and total simultaneous movements.



New, efficient, comfortable, durable and economic: a great small genius to boost your profitability.

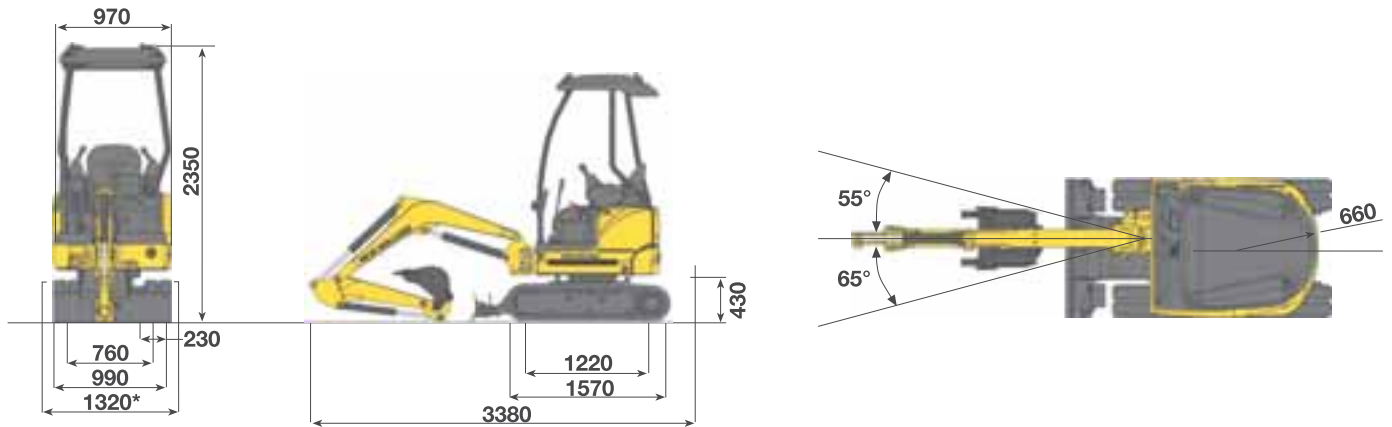
E18SR





E18SR

DIMENSIONS (mm)

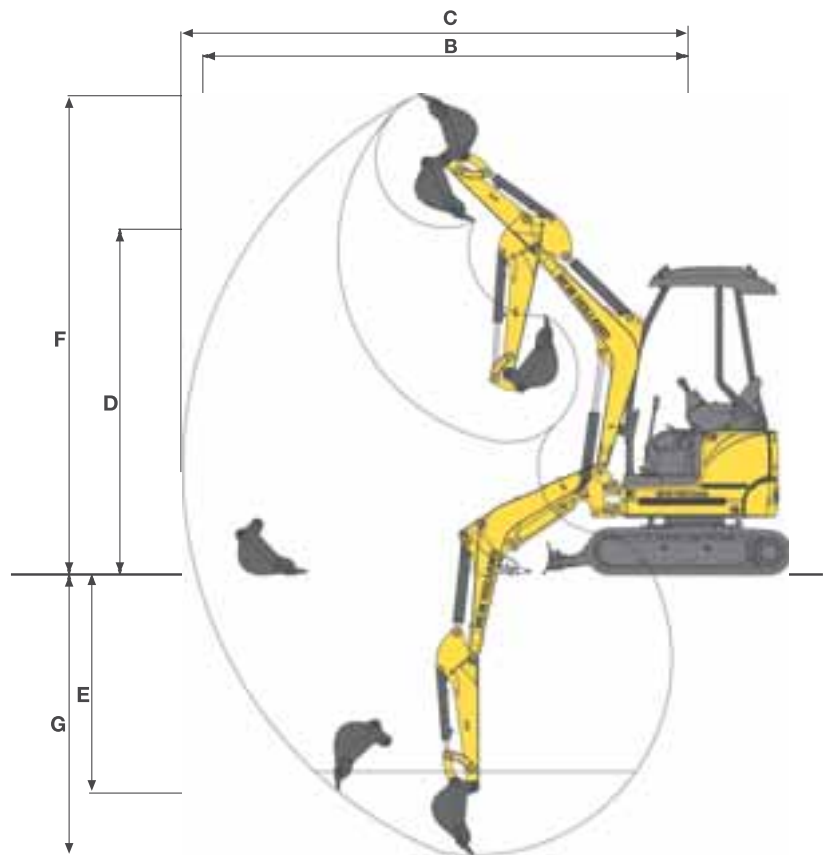


*with extended track gauge

DIGGING PERFORMANCE

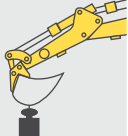
DIPPERSTICK	mm	980	1200
A	mm	1610	1680
B	mm	3790	4020
C	mm	3890	4120
D	mm	2650	2750
E	mm	1660	1920
F	mm	3670	3880
G	mm	2160	2370
Blade max lifting	mm	290	290
Blade max lowering	mm	270	270

BREAKOUT FORCE			
BUCKET	kN	15.2	15.2
DIPPERSTICK	kN	11.3	8.8



LIFTING CAPACITY

VALUES ARE EXPRESSED IN TONNES

	RADIUS OF LOAD									
	0.8 m		1.5 m		2.3 m		3.0 m		At max reach	
	FRONT	SIDE	FRONT	SIDE	FRONT	SIDE	FRONT	SIDE	FRONT	SIDE

E18SR DIPPERSTICK 980 mm

BLADE UP

HEIGHT	0.8 m		1.5 m		2.3 m		3.0 m		At max reach		REACH
+3.0 m									0.34 *	0.34 *	2.14
+2.3 m					0.31 *	0.31 *			0.22	0.22	2.91
+1.5 m					0.33	0.33	0.20	0.20	0.17	0.17	3.27
+0.8 m			0.58	0.56	0.30	0.30	0.19	0.19	0.15	0.15	3.36
0			0.56	0.54	0.28	0.28	0.18	0.18	0.16	0.16	3.24
-0.8 m	1.04 *	1.04 *	0.57	0.55	0.28	0.28			0.19	0.19	2.85
-1.5 m			0.50 *	0.50 *					0.34 *	0.34 *	1.98

E18SR DIPPERSTICK 980 mm

BLADE DOWN

HEIGHT	0.8 m		1.5 m		2.3 m		3.0 m		At max reach		REACH
+3.0 m									0.34 *	0.34 *	2.14
+2.3 m					0.31 *	0.31 *	0.33 *	0.20	0.32 *	0.22	2.91
+1.5 m					0.39 *	0.33	0.37 *	0.19	0.32 *	0.17	3.27
+0.8 m			0.73 *	0.56	0.54 *	0.30	0.39 *	0.18	0.34 *	0.15	3.36
0			0.95 *	0.54	0.61 *	0.28			0.35 *	0.16	3.24
-0.8 m	1.04 *	1.04 *	0.97 *	0.55	0.55 *	0.28			0.37 *	0.19	2.85
-1.5 m			0.50 *	0.50 *					0.34 *	0.34 *	1.98

E18SR DIPPERSTICK 980 mm + 80 kg COUNTERWEIGHT

BLADE UP

HEIGHT	0.8 m		1.5 m		2.3 m		3.0 m		At max reach		REACH
+3.0 m									0.34 *	0.34 *	2.14
+2.3 m					0.31 *	0.31 *			0.25	0.25	2.91
+1.5 m					0.33	0.33	0.20	0.20	0.20	0.19	3.27
+0.8 m			0.58	0.56	0.30	0.30	0.19	0.19	0.18	0.18	3.36
0			0.56	0.54	0.28	0.28	0.18	0.18	0.19	0.19	3.24
-0.8 m	1.04 *	1.04 *	0.57	0.55	0.28	0.28			0.23	0.23	2.85
-1.5 m			0.50 *	0.50 *					0.34 *	0.34 *	1.98

E18SR DIPPERSTICK 980 mm + 80 kg COUNTERWEIGHT

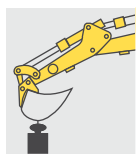
BLADE DOWN

HEIGHT	0.8 m		1.5 m		2.3 m		3.0 m		At max reach		REACH
+3.0 m									0.34 *	0.34 *	2.14
+2.3 m					0.31 *	0.31 *			0.32 *	0.25	2.91
+1.5 m					0.39 *	0.37	0.33 *	0.23	0.32 *	0.19	3.27
+0.8 m			0.73 *	0.64	0.54 *	0.34	0.37 *	0.21	0.34 *	0.18	3.36
0			0.95 *	0.62	0.61 *	0.32	0.39 *	0.21	0.35 *	0.19	3.24
-0.8 m	1.04 *	1.04 *	0.97 *	0.63	0.55 *	0.32			0.37 *	0.23	2.85
-1.5 m			0.50 *	0.50 *					0.34 *	0.34 *	1.98

The table values refer to **ISO 10567** for excavator equipped with bucket. The indicated load is no more than 87% of hydraulic system lift capacity or 75% of static tipping load. Values marked with an asterisk are limited by the hydraulic system.

LIFTING CAPACITY

VALUES ARE EXPRESSED IN TONNES



RADIUS OF LOAD

0.8 m		1.5 m		2.3 m		3.0 m		At max reach		REACH m
FRONT	SIDE	FRONT	SIDE	FRONT	SIDE	FRONT	SIDE	FRONT	SIDE	

E18SR DIPPERSTICK 1200 mm

BLADE U

HEIGHT											
+3.0 m									0.29	0.28	2.54
+2.3 m							0.20	0.20	0.18	0.18	3.20
+1.5 m					0.33 *	0.33 *	0.19	0.19	0.14	0.14	3.51
+0.8 m			0.60	0.58	0.30	0.30	0.18	0.18	0.13	0.13	3.60
0	0.46 *	0.46 *	0.55	0.53	0.27	0.27	0.17	0.17	0.13	0.13	3.48
-0.8 m	0.83 *	0.83 *	0.55	0.53	0.27	0.26	0.17	0.17	0.16	0.16	3.13
-1.5 m	1.30 *	1.30 *	0.57	0.55	0.28	0.28			0.25	0.25	2.42

E18SR DIPPERSTICK 1200 mm

BLADE DOW

HEIGHT											
+3.0 m									0.29 *	0.28	2.54
+2.3 m							0.28 *	0.20	0.28 *	0.18	3.20
+1.5 m					0.33 *	0.33 *	0.30 *	0.19	0.28 *	0.14	3.51
+0.8 m			1.03 *	0.58	0.48 *	0.30	0.35 *	0.18	0.29 *	0.13	3.60
0	0.46 *	0.46 *	0.88 *	0.53	0.59 *	0.27	0.38 *	0.17	0.31 *	0.13	3.48
-0.8 m	0.83 *	0.83 *	1.06 *	0.53	0.56 *	0.26	0.35 *	0.17	0.32 *	0.16	3.13
-1.5 m	1.30 *	1.30 *	0.68 *	0.55	0.36 *	0.28			0.32 *	0.25	2.42

E18SR DIPPERSTICK 1200 mm + 80 kg COUNTERWEIGHT

BLADE U

HEIGHT											
+3.0 m									0.29 *	0.29 *	2.54
+2.3 m							0.23	0.23	0.21	0.21	3.20
+1.5 m					0.33 *	0.33 *	0.23	0.22	0.17	0.17	3.51
+0.8 m			0.68	0.65	0.35	0.34	0.21	0.21	0.15	0.15	3.60
0	0.46 *	0.46 *	0.63	0.61	0.32	0.31	0.20	0.20	0.16	0.16	3.48
-0.8 m	0.83 *	0.83 *	0.63	0.61	0.31	0.31	0.20	0.20	0.19	0.19	3.13
-1.5 m	1.30 *	1.30 *	0.66	0.63	0.32	0.32			0.29	0.29	2.42

E18SR DIPPERSTICK 1200 mm + 80 kg COUNTERWEIGHT

BLADE DOW

HEIGHT											
+3.0 m									0.29 *	0.29 *	2.54
+2.3 m							0.28 *	0.23	0.28 *	0.21	3.20
+1.5 m					0.33 *	0.33 *	0.30 *	0.22	0.28 *	0.17	3.51
+0.8 m			1.03 *	0.65	0.48 *	0.34	0.35 *	0.21	0.29 *	0.15	3.60
0	0.46 *	0.46 *	0.88 *	0.61	0.59 *	0.31	0.38 *	0.20	0.31 *	0.16	3.48
-0.8 m	0.83 *	0.83 *	1.06 *	0.61	0.56 *	0.31	0.35 *	0.20	0.32 *	0.19	3.13
-1.5 m	1.30 *	1.30 *	0.68 *	0.63	0.36 *	0.32			0.32 *	0.29	2.42

The table values refer to ISO 10567 for excavator equipped with bucket. The indicated load is no more than 87% of hydraulic system lift capacity or 75% of static tipping load. Values marked with an asterisk are limited by the hydraulic system.

AT YOUR OWN DEALERSHIP

The information contained in this brochure is intended to be a general nature only. The NEW HOLLAND CONSTRUCTION MACHINERY S.p.A. company may at any time and from time to time, for technical or other necessary reasons, modify any of the details or specifications of the product described in this brochure. Illustrations do not necessarily show products in standard conditions. The dimensions, weights and capacities shown herein, as well as any conversion data used, are approximate only and are subject to variations within normal manufacturing techniques.

Published by NEW HOLLAND CONSTRUCTION MACHINERY S.p.A.
Printed in Italy - MediaCross Firenze - 30 414GB - Printed 01/13

Printed on recycled paper
CoC-FSC 000010 CQ Mixed sources



BUILT AROUND YOU



www.newholland.co